



# ICD-10

## Basic mapping















### Dr. Kevin Sharp

**This is a basic mapping of diagnosis for a chiropractic office but is not intended to be used as a definitive list. It is always the requirement for the attending physician to make and record the appropriate diagnosis for their patient's condition. This is to be used as a reference for this process.**





Your ICD-10 categories currently are categorized by number (ex: DX1= cervical, DX2= thoracic, etc.

**CERVICAL CONDITIONS:**



[DX1R \(7\)](#)









- M50.11 Cerv disc disorder w radiculopathy, high cervical region  
- M50.12 Cervical disc disorder w radiculopathy, mid-cervical region  
- M50.13 Cervical disc disorder w radiculopathy, cervicothoracic region  
- M54.12 Radiculopathy, cervical region  
- M54.13 Radiculopathy, cervicothoracic region  
- M54.2 Cervicalgia  
- M99.01 Segmental and somatic dysfunction of cervical region  

[DX1 \(2\)](#)











- M54.2 Cervicalgia  
- M99.01 Segmental and somatic dysfunction of cervical region  

[DXID \(5\)](#)







- M50.01 Cervical disc disorder w myelopathy, high cervical region  

- M50.02 Cervical disc disorder with myelopathy, mid-cervical region  
- M50.03 Cervical disc disorder w myelopathy, cervicothoracic region  
- M54.2 Cervicalgia  
- M99.01 Segmental and somatic dysfunction of cervical region  

[DX1M \(5\)](#)

- M50.31 Other cervical disc degeneration, high cervical region  
- M50.32 Other cervical disc degeneration, mid-cervical region  
- M50.33 Other cervical disc degeneration, cervicothoracic region  
- M54.2 Cervicalgia  
- M99.01 Segmental and somatic dysfunction of cervical region  

[DX1H \(5\)](#)

- G44.201 Tension-type headache, unspecified, intractable  
- G44.209 Tension-type headache, unspecified, not intractable  
- M54.2 Cervicalgia  

M99.01 Segmental and somatic dysfunction of cervical region → ✖

R51 Headache → ✖

[DXIS \(5\)](#)

M54.2 Cervicalgia → ✖

M62.830 Muscle spasm of back → ✖

M99.01 Segmental and somatic dysfunction of cervical region → ✖

S13.4XXA Sprain of ligaments of cervical spine, initial encounter

**THORACIC CONDITIONS:**

[DX2 \(3\)](#)

M54.6 Pain in thoracic spine → ✖

M99.02 Segmental and somatic dysfunction of thoracic region → ✖

M99.08 Segmental and somatic dysfunction of rib cage → ✖

[DX2R \(4\)](#)

G54.3 Thoracic root disorders, not elsewhere classified → ✖

M51.15 Intvrt disc disorders w radiculopathy, thoracolumbar region → ✖

M62.830 Muscle spasm of back → ✖

M99.02 Segmental and somatic dysfunction of thoracic region → ✖

[DX2D \(4\)](#)

M51.24 Other intervertebral disc displacement, thoracic region → ✖

M51.25 Other intervertebral disc displacement, thoracolumbar region → ✖

M54.6 Pain in thoracic spine → ✖

M99.02 Segmental and somatic dysfunction of thoracic region → ✖

[DX2M \(4\)](#)

M51.34 Other intervertebral disc degeneration, thoracic region → ✖

M51.35 Other intervertebral disc degeneration, thoracolumbar region → ✖

M54.6 Pain in thoracic spine → ✖

M99.02 Segmental and somatic dysfunction of thoracic region → ✖

[DX2S \(5\)](#)

M54.6 Pain in thoracic spine → ✖

M62.830 Muscle spasm of back → ✖



M99.02 Segmental and somatic dysfunction of thoracic region → ✖



S23.3XXA Sprain of ligaments of thoracic spine, initial encounter → ✖

S29.012A Strain of muscle and tendon of back wall of thorax, init → ✖



## LUMBAR CONDITIONS:



### [DX3 \(2\)](#)



M54.5 Low back pain  



M99.03 Segmental and somatic dysfunction of lumbar region  



### [DX3R \(8\)](#)



M51.16 Intervertebral disc disorders w radiculopathy, lumbar region  

M51.17 Intvrt disc disorders w radiculopathy, lumbosacral region  



M54.31 Sciatica, right side  

M54.32 Sciatica, left side  



M54.41 Lumbago with sciatica, right side  



M54.42 Lumbago with sciatica, left side  

M54.5 Low back pain  



M99.03 Segmental and somatic dysfunction of lumbar region  

### [DX3D \(4\)](#)



M51.26 Other intervertebral disc displacement, lumbar region  



M51.27 Other intervertebral disc displacement, lumbosacral region  

M54.5 Low back pain  



M99.03 Segmental and somatic dysfunction of lumbar region  

### [DX3M \(4\)](#)

M51.36 Other intervertebral disc degeneration, lumbar region  



M51.37 Other intervertebral disc degeneration, lumbosacral region  



M54.5 Low back pain  



M99.03 Segmental and somatic dysfunction of lumbar region  



### [DX3S \(6\)](#)



M54.5 Low back pain  

M62.830 Muscle spasm of back  

M99.03 Segmental and somatic dysfunction of lumbar region  

M99.04 Segmental and somatic dysfunction of sacral region  



S33.5XXA Sprain of ligaments of lumbar spine, initial encounter  



S39.012A Strain of muscle, fascia and tendon of lower back, init  

## PELVIC CONDITIONS:

### [DX4 \(3\)](#)

M54.5 Low back pain  

M99.04 Segmental and somatic dysfunction of sacral region  

M99.05 Segmental and somatic dysfunction of pelvic region  

[DX4M \(2\)](#)

- M47.817 Spondyls w/o myelopathy or radiculopathy, lumbosacr region → ✖
- M99.04 Segmental and somatic dysfunction of sacral region → ✖

**SHOULDER CONDITIONS:**

[DXSS \(4\)](#)

- S43.401A Unspecified sprain of right shoulder joint, init encntr → ✖
- S43.402A Unspecified sprain of left shoulder joint, initial encounter → ✖
- S46.911A Strain unsp musc/fasc/tend at shldr/up arm, right arm, init → ✖
- S46.912A Strain unsp musc/fasc/tend at shldr/up arm, left arm, init → ✖

[DXS \(8\)](#)

- M25.611 Stiffness of right shoulder, not elsewhere classified → ✖
- M25.612 Stiffness of left shoulder, not elsewhere classified → ✖
- M75.01 Adhesive capsulitis of right shoulder → ✖
- M75.02 Adhesive capsulitis of left shoulder → ✖
- M75.101 Unsp rotatr-cuff tear/ruptr of right shoulder, not trauma → ✖

- M75.102 Unsp rotatr-cuff tear/ruptr of left shoulder, not trauma → ✖
- M75.51 Bursitis of right shoulder → ✖
- M75.52 Bursitis of left shoulder → ✖

**ELBOW CONDITIONS:**

[DXES \(3\)](#)

- S53.401A Unspecified sprain of right elbow, initial encounter → ✖
- S53.402A Unspecified sprain of left elbow, initial encounter → ✖
- S56.919A Strain of unsp musc/fasc/tend at forearm lv, unsp arm, init → ✖

[DXEL \(2\)](#)

- M77.11 Lateral epicondylitis, right elbow → ✖
- M77.12 Lateral epicondylitis, left elbow → ✖

[DXEM \(2\)](#)

- M77.01 Medial epicondylitis, right elbow → ✖
- M77.02 Medial epicondylitis, left elbow → ✖

**WRIST CONDITIONS:**

[DXWS \(4\)](#)

- S63.91XA Sprain of unsp part of right wrist and hand, init encntr → ✖
- S63.92XA Sprain of unsp part of left wrist and hand, init encntr → ✖
- S66.911A Strain of unsp musc/fasc/tend at wrs/hnd lv, r hand, init → ✖

S66.912A Strain of unsp musc/fasc/tend at wrs/hnd lv, left hand, init → ✖

### KNEE CONDITIONS:

#### [DXKS \(6\)](#)

S83.411A Sprain of medial collateral ligament of right knee, init → ✖

S83.412A Sprain of medial collateral ligament of left knee, init → ✖

S83.421A Sprain of lateral collateral ligament of right knee, init → ✖

S83.422A Sprain of lateral collateral ligament of left knee, init → ✖

S83.91XA Sprain of unspecified site of right knee, initial encounter → ✖

S83.92XA Sprain of unspecified site of left knee, initial encounter → ✖

#### [DXK \(6\)](#)

M70.41 Prepatellar bursitis, right knee → ✖

M70.42 Prepatellar bursitis, left knee → ✖

M70.51 Other bursitis of knee, right knee → ✖

M70.52 Other bursitis of knee, left knee → ✖

M76.51 Patellar tendinitis, right knee → ✖

M76.52 Patellar tendinitis, left knee → ✖

### FOOT CONDITIONS:

#### [DXFS \(4\)](#)

S93.601A Unspecified sprain of right foot, initial encounter → ✖

S93.602A Unspecified sprain of left foot, initial encounter → ✖

S96.911A Strain of unsp msl/tnd at ank/ft level, right foot, init → ✖

S96.912A Strain of unsp msl/tnd at ank/ft level, left foot, init → ✖

#### [DXF \(8\)](#)

M76.61 Achilles tendinitis, right leg → ✖

M76.62 Achilles tendinitis, left leg → ✖

M76.71 Peroneal tendinitis, right leg → ✖

M76.72 Peroneal tendinitis, left leg → ✖

M77.41 Metatarsalgia, right foot → ✖

M77.42 Metatarsalgia, left foot → ✖

M77.51 Other enthesopathy of right foot → ✖

M77.52 Other enthesopathy of left foot → ✖

#### [DXPF \(2\)](#)

M72.2 Plantar fascial fibromatosis → ✖

M99.06 Segmental and somatic dysfunction of lower extremity → ✖